

Time and pulse counters (single counter) for AC or DC or with Twin-technology as time, service or pulse counters (double counter) 7 mm digit height, 48 x 24 mm, 48 x 48 mm, ø 52 mm

Advanced BAUSER technology enables: Even without battery, your information remains registered in the EEPROM records. Further, the digital time- and pulse counters offer a smart design, high quality and reliability. Therefore, ideally suitable for the heavy applications in the industry and vehicles.

With the BAUSER counters, you can count on:

- LC-display with 7 digits, character height - 7 mm
- protection class IP 65 (without reset button)
- plug- and terminal connection

The BAUSER-Twin (double counter) registers cost effectively two different counting values as digital indication in just one counter. So, we offer you two counters in one unit. You decide which value should be indicated permanently and which one in the background. We programme the BAUSER-Twin individually for you, according to your priorities and requirements of service intervals and prewarning times.

Order specifications:

counting type	housing dimensions			reset for the following counter	notes
	48 x 24 mm	48 x 48 mm	ø 56 mm with glass ring		
HC*	3800	3801	3802		
PC*	3810	3811	3812		
HC with HC (bg)*	3820	3821	3822	HC	HC (bg) not resettable
PC with PC (bg)*	3830	3831	3832	PC	PC (bg) not resettable
HC with PC (bg)*	3840	3841	3842	HC + PC	both counters are resettable, even PC while appearing on the display (e.g. combination of power-on time and frequency)
PC with HC (bg)*	3850	3851	3852	PC + HC	both counters are resettable, even HC while appearing on the display (e.g. combination of power-on time and frequency)
HC with STC (bg)*	3860	3861	3862	STC	HC not resettable
PC with SPC (bg)*	3870	3871	3872	SPC	PC not resettable
STC with HC (bg)*	3880	3881	3882	STC	HC not resettable
SPC with PC (bg)*	3890	3891	3892	SPC	PC not resettable

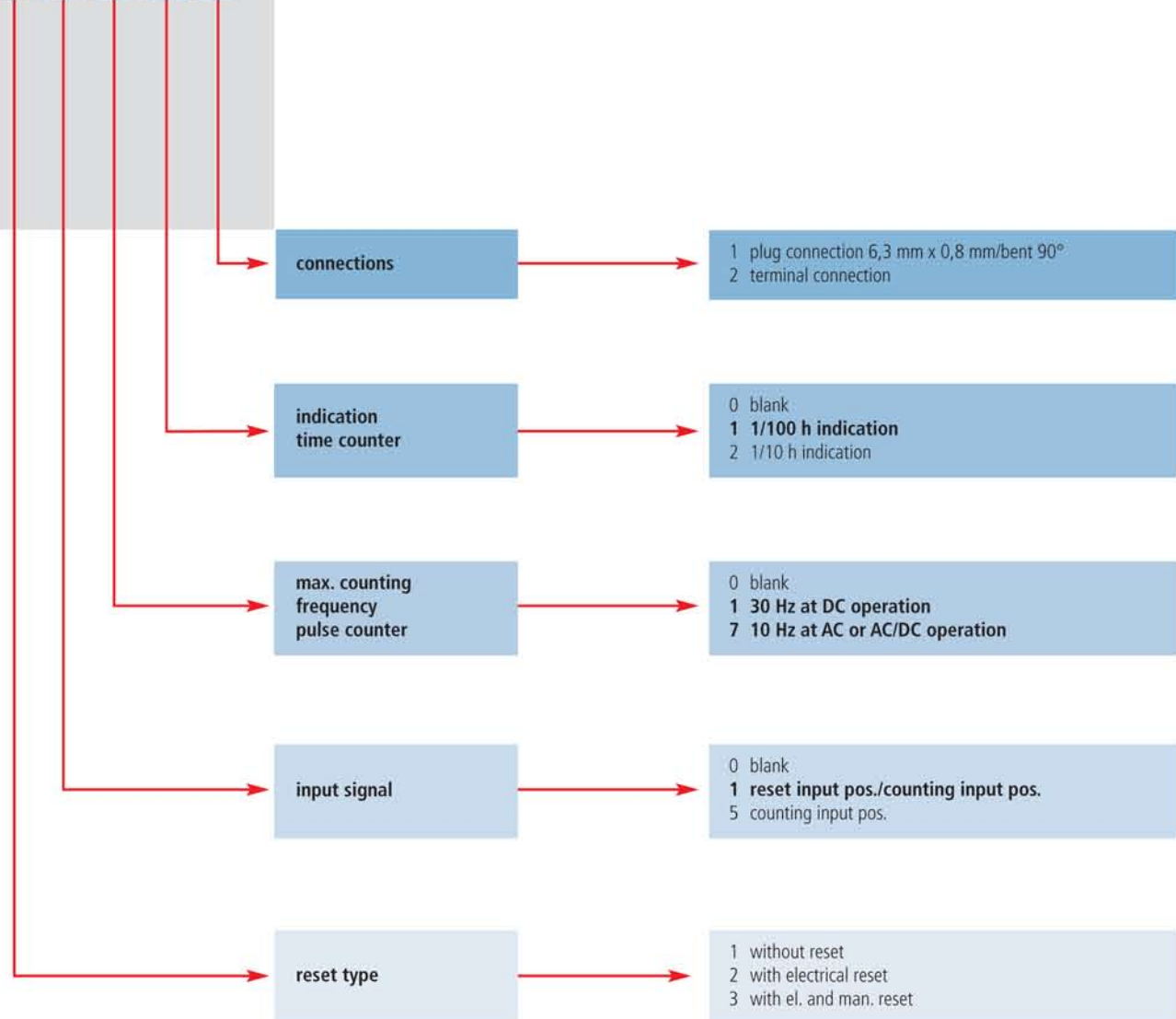
Choose between the following software configurations

(The background counter appears for approx. 10 seconds every time you switch-on):

- time and service counter (fix values)
- pulse and service counter (fix values)
- periodical and totalising counter
- time and pulse counter

Further specifications for your order selection

38XX.X.X.X.X.X



written fat = preferred variants

Further order specifications:

12 - 24 V DC, 24 - 48 V DC, 24 V AC/DC oder 110 - 240 V AC 50/60 Hz

Please indicate your desired service and prewarning times. i.e. The service should happen after 1.000 pulses with a prewarning after 900 pulses, maximum 4, minimum 1 digit values.

accessories: additional sealing, rubber seal at additional costs.

Our digital hour counters with signal output series 4000... are described on page 10 to 12.

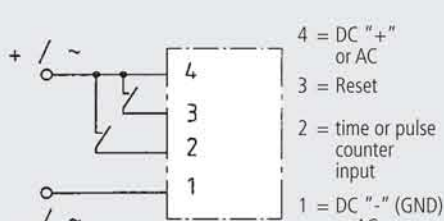
Technical specifications of the single and double counters

On this page you will find the complete technical specifications and drawings of the digital single and double counters.

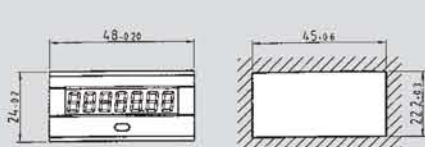
Technical specifications:

housing:	black plastic
indication:	LC-display with 7 digits (only active while connected)
character height:	7 mm
operating voltages:	12 - 24 V DC / ±25 % 110 - 240 V AC 50/60 Hz / ±10 %
special voltages (at additional cost):	24 - 48 V DC / ±25 % 24 V AC/DC / ±10 %
current consumption:	12 - 24 V DC and 24 - 48 V DC / < 5 mA 24 V AC / DC / < 10 mA 110 - 240 V AC 50/60 Hz / < 15 mA
ambient temperature:	-30 ° C to +70° C
stocking temperature:	-40 ° C to +80° C
electrical connection:	plug connection 6,3 x 0,8 mm /90° bent or terminal connection
reset:	without, manual or electrical
protection:	without reset button IP 65, with reset button IP 54
vibration resistance:	20 g according to SAEJ1378, 1 g (10...500 Hz) according to EN 60068-2-34
shock resistance:	55 g according to SAEJ1378, 30 g (18 ms) according to EN 60068-2-27 25 g (6 ms) according to EN 60068-2-29
EMC:	EN 55011, EN 61000-6-2
industrial norm:	EN 61010, protection class II
approval:	CE, UL, cUL
counting frequency / pulse counter:	30 or 200 Hz = DC-counter 10 Hz = AC-counter
data storage:	EEPROM (min. 25 years)
fixing:	retaining clip
weight:	39, 42 or 57 g.

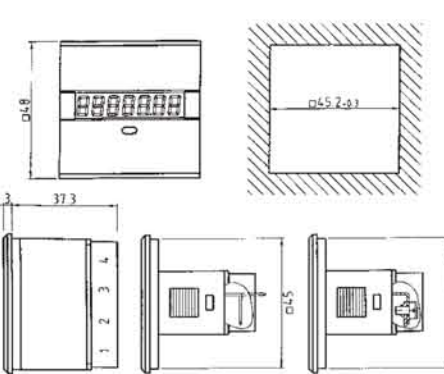
wiring diagram (for positive signal inputs):



Pin 1 + 4 = voltage supply



drawing: 48 x 24 mm



drawing: 48 x 48 mm

* HC = hour counter
PC = pulse counter
STC = service time counter,
SPC = service pulse counter
bg = background