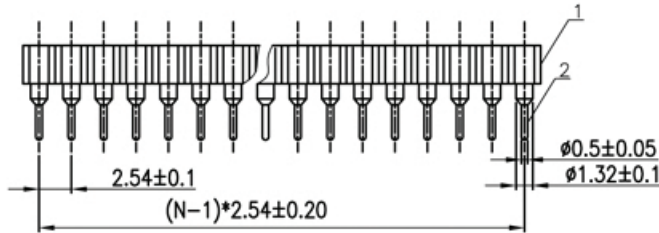
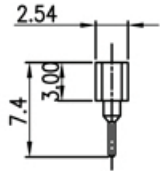
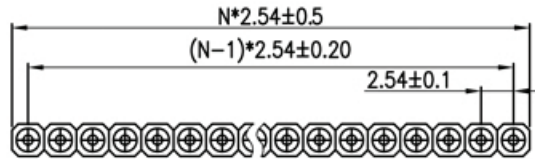
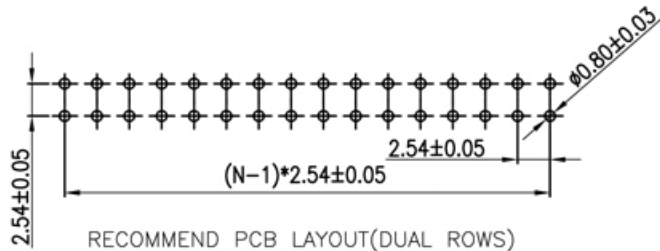
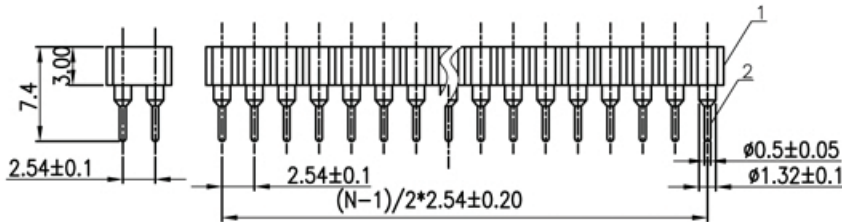
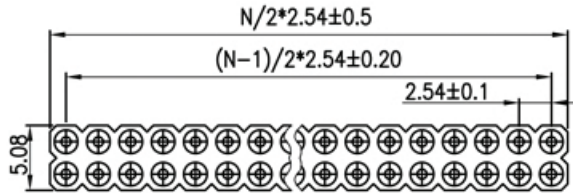


REV.	DESCRIPTION	DRAWN	CHECKED	APPROVED
A	NEW RELEASE	LJH 07/04/07'		

SINGLE ROW STRIP IC SOCKET  
N: NUMBER OF CONTACTS



DUAL ROW STRIP IC SOCKET  
N: NUMBER OF CONTACTS



NOTES:

- ELECTRICAL CHARACTERISTICS:
  - CONTACT RESISTANCE: 20 MILLIOHMS Max. INITIAL.
  - DIELECTRIC WITHSTANDING VOLTAGE: 500V AC(rms) FOR 1 MINUTE.
  - INSULATION RESISTANCE: 1000 MEGAOHMS Min.
- ENVIRONMENT CHARACTERISTICS:
  - OPERATING TEMPERATURE: 0°C~+85°C.
  - STORAGE TEMPERATURE: -20°C~+70°C.
- PART NUMBER: KF1011
- PRODUCT NUMBER CODE:

KF1011 - X X X X

PIN LENGTH

- 1 7.40mm
- 2 7.91mm
- 3 8.97mm
- 4 9.96mm
- 5 10.30mm
- 6 12.20mm

CLIP PLATED

- 1 Tin 150u"
- 2 Tin 200u"
- 3 G/F
- 4 Gold 3u"
- 5 Gold 10u"
- 6 Gold 15u"
- S SPECIAL

PIN PLATED

- 1 Tin 150u"
- 2 Tin 200u"
- 3 G/F
- 4 Gold 3u"
- 5 Gold 10u"
- 6 Gold 15u"
- S SPECIAL

No.OF CONTACTS

- S-SINGLE ROW(02-40)
- D-DUAL ROW(04-80)

SERIES No.  
KF1011

GENERAL TOLERANCE		ANGLE TOLERANCE		PROJECTION	TITLE	DIP STRIP ADAPTER PITCH 2.54mm	
X.	±0.60	X.	±5'	UNITS	mm		
.X	±0.38	.X	±3'	SHEET SIZE	A4	SERIES	KF1011 SERIES
.XX	±0.25	.XX	±2'				
DRAWING TYPE		CUSTOMER					
SCALE		1:1		SHEET		1 OF 1	
DRAWING NO.		KF1011-XXXX					

2	CONTACT		COPPER ALLOY	SEE NOTES
1	HOUSING		THERMOPLASTIC	UL 94 V-0
ITEM	PART NAME	PART NO.	MATERIALS	FINISHED