



ENYA series


7 time ranges

Wide input voltage range

1 change over contact

Width 17.5 mm

Installation design



Technical data

1. Functions

lp	Asymmetric flasher pause first
li	Asymmetric flasher pulse first (A1-B1 bridged)

2. Time ranges

Time range	Adjustment range	
1s	50ms	1s
10s	500ms	10s
1min	3s	1min
10min	30s	10min
1h	3min	1h
10h	30min	10h
100h	5h	100h

3. Indicators

Green LED U/t ON:	indication of supply voltage
Green LED U/t slow flashing:	indication of time period t1
Green LED U/t fast flashing:	indication of time period t2
Yellow LED R ON/OFF:	indication of relay output

4. Mechanical design

Self-extinguishing plastic housing, IP rating IP40
 Mounted on DIN-rail TS 35 according to EN 50022
 Mounting position: any
 Shockproof terminal connecting according to VBG 4 (PZ1 required),
 IP rating IP20
 Tightening torque: max. 1N
 Terminal capacity:
 1 x 0.5 to 2.5mm² with /without multicore cable end
 1 x 4mm² without multicore cable end
 2 x 0.5 to 1.5mm² with/without multicore cable end
 2 x 2.5mm² flexible without multicore cable end

5. Input circuit

Supply voltage:	terminals A1(+)-A2 12 to 240V AC/DC
Tolerance:	-10% to +10%
Rated consumption:	4VA (1.5W)
Rated frequency:	AC 48 to 63Hz
Duty cycle:	100%
Reset time:	100ms
Residual ripple to DC:	10%
Drop-out voltage:	>30% of the supply voltage
Overvoltage category:	III (in accordance with IEC 60664-1)
Rated surge voltage:	4kV

6. Output circuit

1 potential free change over contact	
Rated voltage:	250V AC
Switching capacity:	2000VA (8A / 250V)
Fusing:	8A fast acting
Mechanical life:	20 x 106 operations
Electrical life:	2 x 10 ⁵ operations at 1000VA resistive load
Switching frequency:	max. 6/min at 1000VA resistive load (in accordance with IEC 60947-5-1)
Overvoltage category:	III (in accordance with IEC 60664-1)
Rated surge voltage:	4kV

7. Control input

Input not potential free:	terminals A1-B1
Loadable:	yes
Max. line length:	10m
Trigger level (sensitivity):	automatic adaption to supply voltage

8. Accuracy

Base accuracy:	±1% maximum scale value
Adjustment accuracy:	<5% maximum scale value
Repetition accuracy:	<0.5% or ±5ms
Voltage influence:	-
Temperature influence:	≤0.01% / °C

9. Ambient conditions

Ambient temperature:	-25 to +55°C
Storage temperature:	-25 to +70°C
Transport temperature:	-25 to +70°C
Relative humidity:	15% to 85% (in accordance with IEC 60721-3-3 class 3K3)
Pollution degree:	2, if built-in 3 (in accordance with IEC 60664-1)

10. Weight

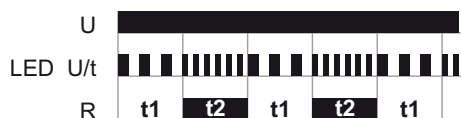
Single packing:	72g
Package 10pcs:	670g per Package

Functions

Asymmetric flasher pause first (lp)

When the supply voltage U is applied, the set interval t1 begins (green LED U/t flashes slowly). After the interval t1 has expired, the output relay R switches into on-position (yellow LED illuminated) and the set interval t2 begins (green LED U/t flashes fast). After the interval t2 has expired, the output relay switches into off-position (yellow LED not illuminated).

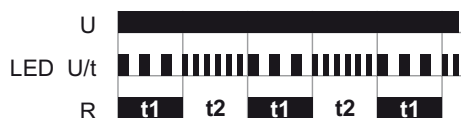
The output relay is triggered at the ratio of t1:t2 until the supply voltage is interrupted.



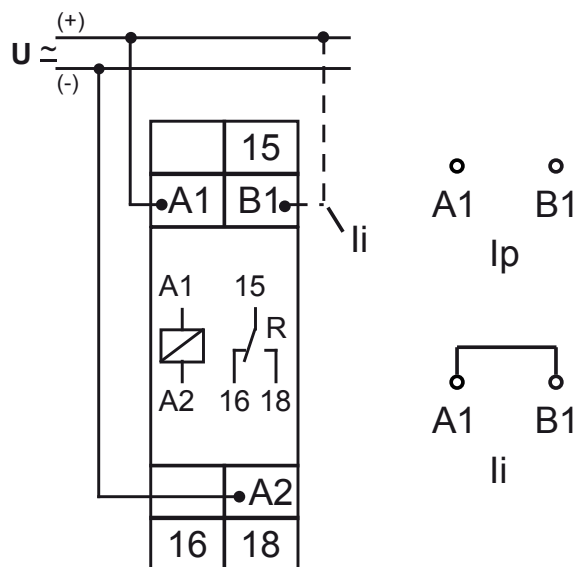
Asymmetric flasher pulse first (li)

When the supply voltage U is applied, the output relay R switches into on-position (yellow LED illuminated) and the set interval t1 begins (green LED U/t flashes slowly). After the interval t1 has expired, the output relay switches into off-position (yellow LED not illuminated) and the set interval t2 begins (green LED U/t flashes fast). After the interval t2 has expired, the output relay switches into on-position (yellow LED illuminated).

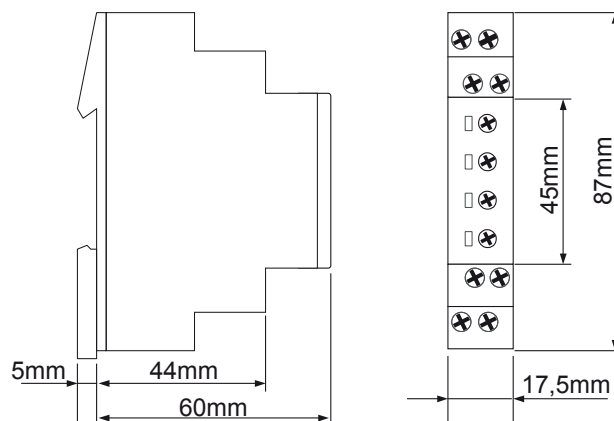
The output relay is triggered at the ratio of t1:t2 until the supply voltage is interrupted.



Connections



Dimensions



Ordering Informations

Types	Functiones	Supply Voltage	Part. No.
E1ZI10 12-240V AC/DC	lp, li	12-240V AC/DC	110101