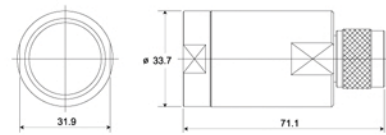


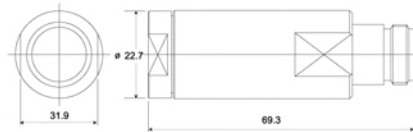
N-Female for 7/8"



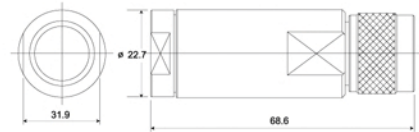
N-Male for 7/8"

Connector N Type for 7/8" LHF & HFC & HFSC

Description	Length (mm)	Max. Dia (mm)	Weight (g)	Code		
				LHF	HFC	HFSC
N-Female for 7/8"	70.4	34	215	CLH 22NF	CHF 22NF	CHFS 22NF
N-Male for 7/8"	71.9	34	215	CLH 22NF	CHF 22NM	CHFS 22NM



N-Female for 1/2"



N-Male for 1/2"

Connector N Type for 1/2" LHF & HFC & HFSC

Description	Length (mm)	Max. Dia (mm)	Weight (g)	Code		
				LHF	HFC	HFSC
N-Female for 1/2"	62.3	22.7	115	CLH 12NF	CHF 12NF	CHFS 12NF
N-Male for 1/2"	61.8	22.7	120	CLH 12NM	CHF 12NM	CHFS 12NM

Environmental Characteristics

Temperature Range	-65°C ~ +165°C / -85°F ~ +329°F
Corrosion (Salt Spray Test)	IEC-68-2-11-Ka
Vibration	CECC 22000 Part. 4.6.3
Waterproof	IP68

Material Characteristics

Bodies, Cap (Coupling Nut)	Brass / Silver Plated or Su Co (Alloy of Cu/ Sn/ Zn) Plated
Back Nut	Brass / Nickel Plated
Pin	Male Brass / Silver Plated or Su Co (Alloy of Cu/ Sn/ Zn) Plated
	Female Beryllium - Copper / Silver Plated or Su Co (Alloy of Cu/ Sn/ Zn) Plated
Insulators	PTEE (TEFLON)
Gasket	Silicon Rubber