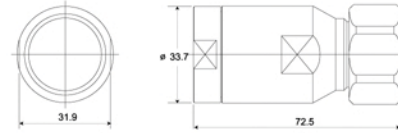


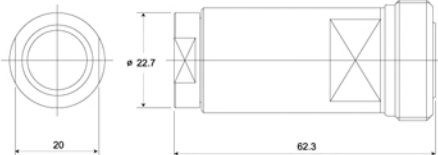
Din-Female for 7/8"



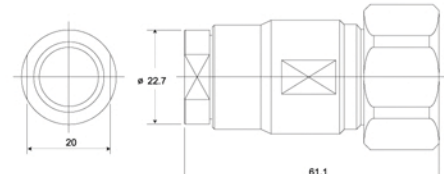
Din-Male for 7/8"

Connector Din Type for 7/8" LHF & HFC & HFSC

Description	Length (mm)	Max. Dia (mm)	Weight (g)	Code		
				LHF	HFC	HFSC
Din-Female for 7/8"	68.3	34	210	CLH 22DF	CHF 22DF	CHFS 22DF
Din-Male for 7/8"	72.5	34	230	CLH 22DM	CHF 22DM	CHFS 22DM



Din-Female for 1/2"



Din-Male for 1/2"

Connector Din Type for 1/2" LHF & HFC & HFSC

Description	Length (mm)	Max. Dia (mm)	Weight (g)	Code		
				LHF	HFC	HFSC
Din-Female for 1/2"	62.4	22.7	150	CLH 12DF	CHF 12DF	CHFS 12DF
Din-Male for 1/2"	60.2	22.7	183	CLH 12DM	CHF 12DM	CHFS 12DM

Environmental Characteristics

Temperature Range	-65°C ~ +165°C / -85°F ~ +329°F
Corrosion (Salt Spray Test)	IEC-68-2-11-Ka
Vibration	CECC 22000 Part. 4.6.3
Waterproof	IP68

Material Characteristics

Bodies, Cap (Coupling Nut)	Brass / Silver Plated or Su Co (Alloy of Cu/ Sn/ Zn) Plated
Back Nut	Brass / Nickel Plated
Pin	Male Brass / Silver Plated or Su Co (Alloy of Cu/ Sn/ Zn) Plated
	Female Beryllium - Copper / Silver Plated or Su Co (Alloy of Cu/ Sn/ Zn) Plated
Insulators	Plated PTEE (TEFLON)
Gasket	Silicon Rubber